


Online Safety Computing



Spring 2 2024

Class Lynher

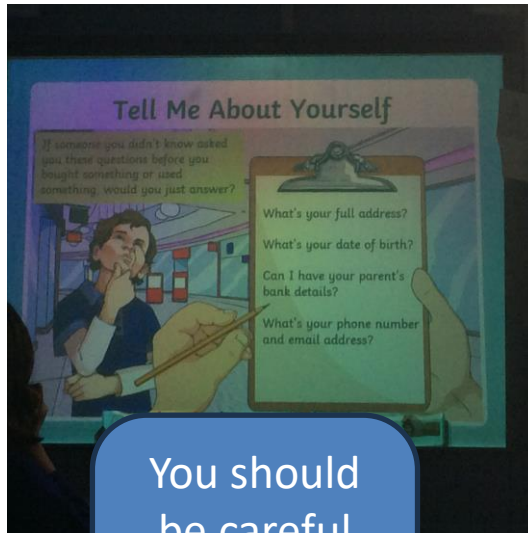
We discussed what bullying, then cyberbullying was and identified what was the same and what was different between them. Then we looked at some examples of cyberbullying and decided what we would do in each scenario.



We found out that cyberbullying is when someone repeatedly bullies someone online and it can be done anywhere.



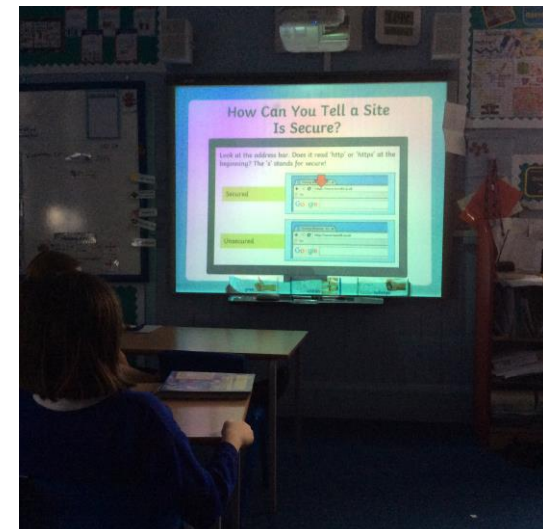
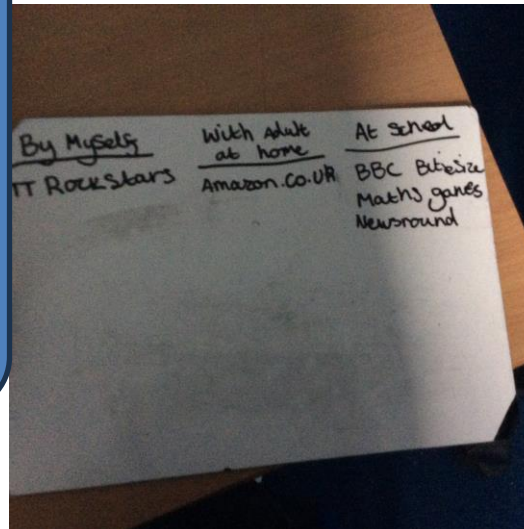
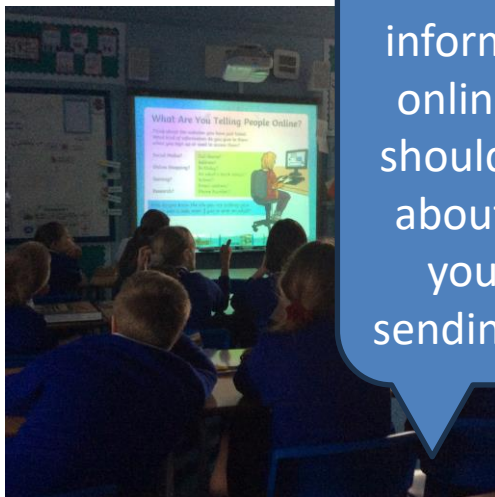
This week we began by thinking about what information we might share with people online. We then linked with websites and thought about the different ones we use and how we know if it is secure and safe to use. We learnt which symbol to look out for.



HTTPS and the lock sign can show if a website is secure.




You should be careful about the information online and should think about who you are sending it to.



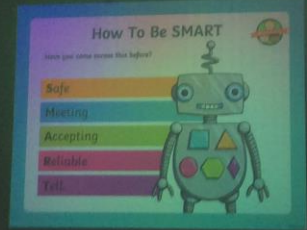
In this lesson we thought about people we speak to online the benefits and drawbacks of online relationships. We also thought about what we tell people we meet online and discussed what we should not share.

You should not share all of your details online as you do not know who you are talking to.



Following what we had learnt in previous weeks, today we recapped the SMART robot and how we can use it to help us in online situations and then applied it to different scenarios and thought about what we should do in each case.

It's important to have a trusted adult that you can talk about things with that you are uncomfortable with.



1. Online Shopping
You're about to buy a t-shirt on a site you've never used before. The website looks OK but you need to put in all your parent's bank details and address. Which SMART buttons need pressing? Explain your choices.

2. Video Comments
You're watching a video online and leave a comment. Someone replies to say hi and that they go to your school, they recognised your username. Which SMART buttons need activating? Explain your choices.


3. Email
Your friend has emailed you a link to a video, the subject of the email reads "So funny". Which SMART buttons need to be considered? Explain your choices.

Yo Online Safety - SMARTbot
Everyone in your group of friends has an online photo sharing account. You know it's illegal as you're not old enough and you're not even really bothered about having one, but they keep talking about the things they share on there.



Tell and reliable as your parent could tell their reason safe and reliable as video may be inappropriate

Yo Online Safety - SMARTbot
Lots of your friends that just post there's nothing what's on the email address. Should you check? Explain your choices.



1. Online Shopping
You're about to buy a t-shirt on a site you've never used before. The website looks OK but you need to put in all your parent's bank details and address. Which SMART buttons need pressing? Explain your choices.

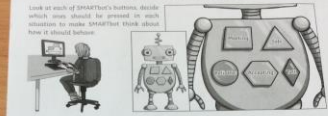
2. Video Comments
You're watching a video online and leave a comment. Someone replies to say hi and that they go to your school, they recognised your username. Which SMART buttons need activating? Explain your choices.

3. Emailing Friends
Your friend has emailed you a link to a video, the subject of the email reads "So funny". Which SMART buttons need to be considered? Explain your choices.

Tell because they your adult needs to know if it is their bank account and reliable because you need to know the website. Safe because it might not be who you think it is, it could be a random person.

Accepting because

SMARTBot Scenarios



1. Online Shopping
You're about to buy a t-shirt on a site you've never used before. The website looks OK but you need to put in all your parent's bank details and address. Which SMART buttons need pressing? Explain your choices.

2. Video Comments
You're watching a video online and leave a comment. Someone replies to say hi and that they go to your school, they recognised your username. Which SMART buttons need activating? Explain your choices.

3. Emailing Friends
Your friend has emailed you a link to a video, the subject of the email reads "So funny". Which SMART buttons need to be considered? Explain your choices.

Tell because you can ask your parents if this site is reliable or not.

Safe, you can ask them a few questions to see if they are actually your friend or not.

Reliable because you could talk to your friend to ask them what it is or that video.

**What I have learnt before:**

What makes a strong
password

Safe searching

Forever facts

I know that the lock symbol means a website is secure

I know that it is not safe to share all information on the internet

I know that you can be bullied online


Skills

I know how to distinguish between good and bad information on the internet

I can identify signs that a website is not secure


I can explain what to do if something makes me uncomfortable online

Personal Development: The real life knowledge that links is: There can be negatives to the internet. The jobs it can be used in are: Cyber Crimes, CEOPS, website management

Exciting Books**Our Endpoint**

I can share my knowledge of online safety through a quiz.

Subject Specific Vocabulary

cyberbullying	Bullying behaviour which takes places through the use of electronic means, such as through e-mail, mobile phones or posts on a social network
secure	protected from danger or harm
address bar	the text field in a web browser that identifies the user's location on the web
lock symbol	 Connection is secure
media	The main means of mass communication, such as television and radio broadcasts, publications (newspapers and magazines) and the internet.
private	belonging to or for the use of one particular person or group of people only
personal	belonging to or affecting a particular person rather than anyone else