



Computing: Using Paint To Create

I can use the paint app to draw shapes and fill them

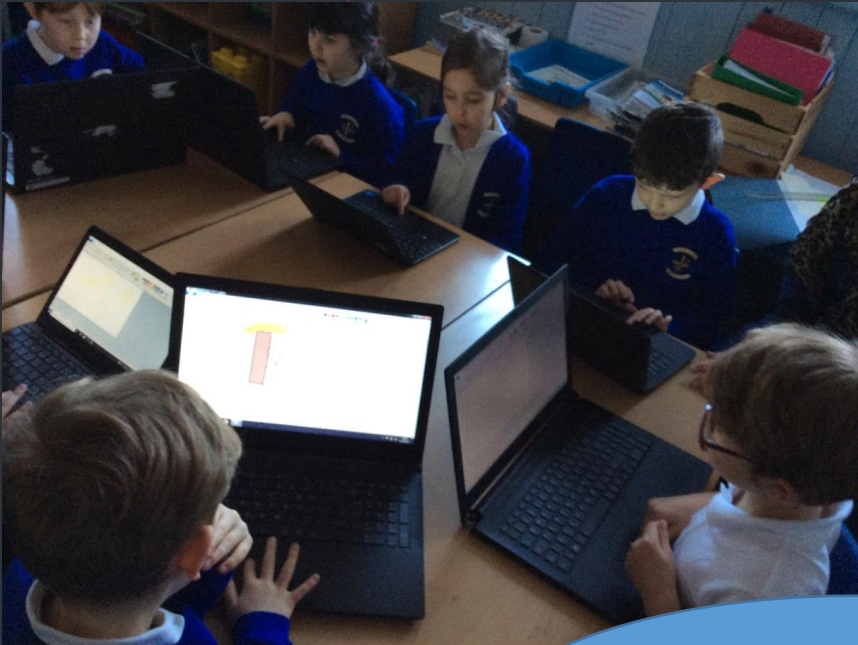


We made a face using the different shapes and then used the pencil to draw in the mouth. That was the trickiest part.

We made the head a bit small so it was hard to get the eyes to work properly. But we used the undo button so we could keep trying.



I can use Paint to create a picture with different shapes.



You can use different shapes to help to build a picture.

When you fill in the shapes you need to be careful that they don't go over each other or it won't fill properly.



I can add text using the Paint app



If you press the button with the capital A you can type your own information.

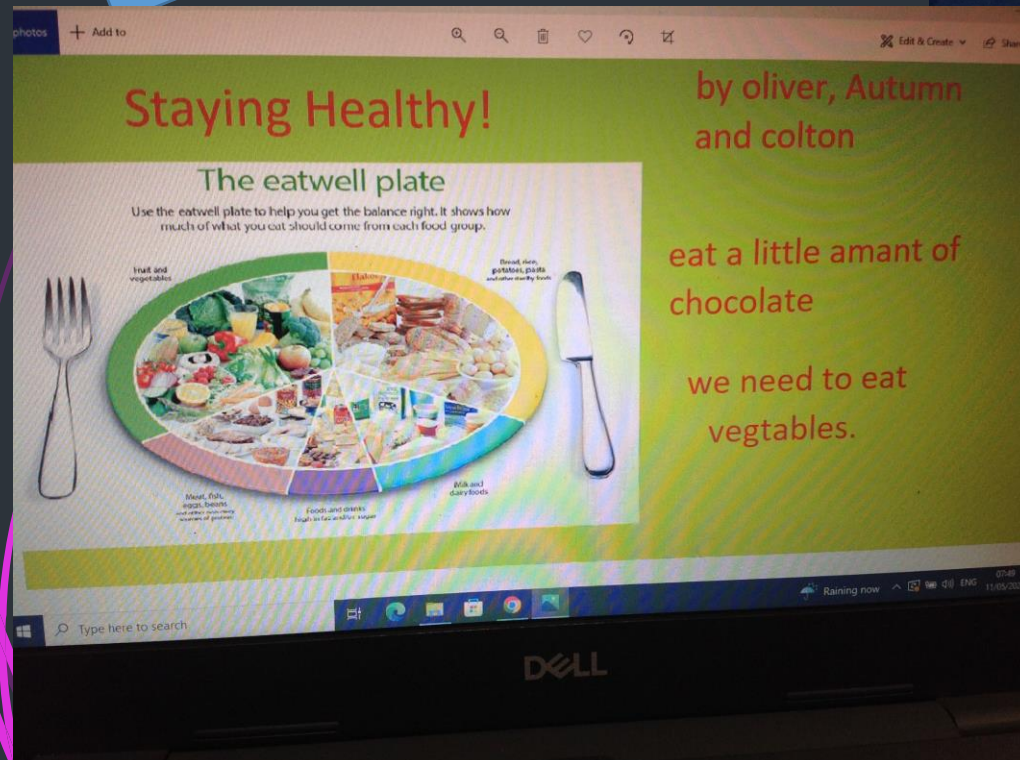


It means that you can write neatly as it is tricky to use the mouse to write with the brush or pencil.

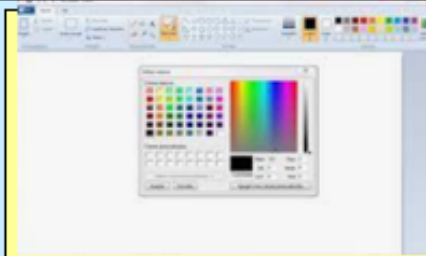


I can use Paint to create a poster.

We used the text tool to help us to write information on our poster.



We use the snipping tool to copy a picture (diagram) from the internet.



is and collaging.

rk to take ownership.

Our Endpoint

-A poster including text, images and symbols to show how to keep healthy.

Forever Facts

I can recognise and choose the appropriate tools to use on Paint.

I know how to create my own colour/shade/tone in the Paint App.

I know that if I save a document I can go back and change it at another time.

Culture Capital

-Give and receive constructive criticism on peer artwork.

-How to use technology in a technology-driven world.

Subject Specific Vocabulary

Fill	Cause a space to become full with colour.
Select	I can choose a section of my document to change/manipulate e.g. delete or resize.
Copy and paste	I can copy a picture/image/text from another document and stick it onto another.
Text	Words, writing.
Symbol	A mark that represents/means something else.

Skills

- Store documents into a folder and retrieve them
- Use clip art to add and resize a picture
- Use shape tools to draw
- Recognise different ways of using ICT and decide which to use

Exciting books

