
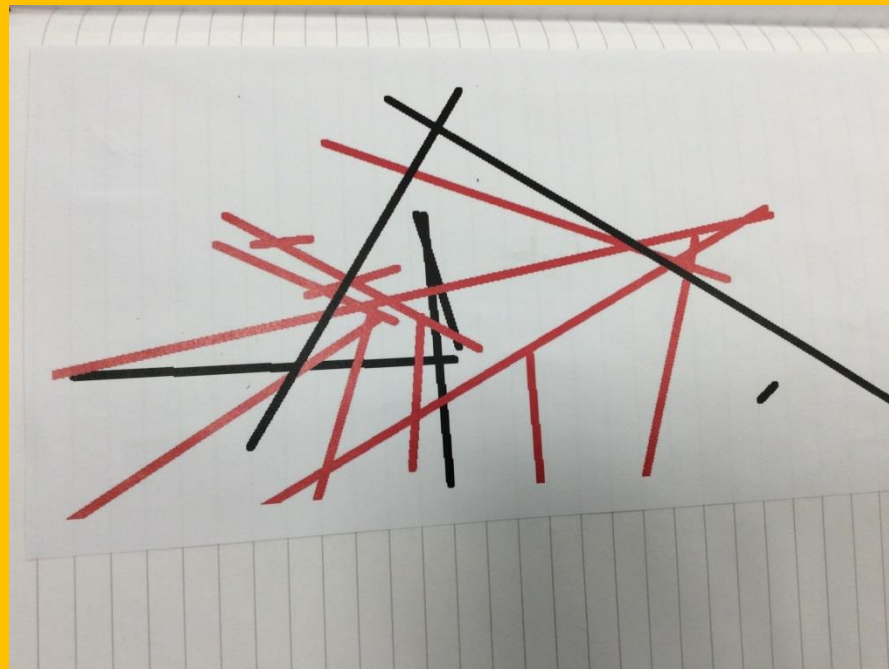






ICT  
Autumn 2 2022  
Class Cremyll  
Digital art


For our first two lessons we opened our computers and looked at the different features in the paint programme. We practiced making dots, lines and shapes and saved our work in a class file.



For our next lesson we looked at the work of Mondrian and the children created their own version of his artwork by drawing lines and using the fill tool.



For our final lesson the children took their new paint skills and created their own designs based on our learning.







## Endpoint

Create their own digital piece of artwork.

## Forever Facts

Anything that you create is yours and belongs to you. Remember to add your name to your work.

Pointillism is a technique of painting in which small, distinct dots of colour are applied in patterns to form an image.


Abstract does not show things that are recognisable such as people, objects or landscapes.

Microsoft paint lets you create and edit picture files.

If you don't save your work, you will lose it.

What we already know: Images can be created on a computer.

## Exciting Books



## Personal Development

Learning about the work of different artists and how to use technology creatively.

## Subject Specific Vocabulary

File	An object on a computer that stores data.
Microsoft paint	Programme to create artwork on a computer.
edit	To make changes to something.
Save	Storing something on a computer to revisit later.
Digital	Something that shows or sends information by using numbers.

## Skills

- To use a computer touchpad.
- To retrieve and open files.
- Use technology safely and respectfully.
- To save work.