

Class Cremyll

Jigsaw

Being me in my world

Puzzle 1: Being Me in My World - Year 1 - Autumn 1

Place 1 - Special and Safe

Puzzle 1 Overview
Our Learning Charter
(See example Learning Charter)

Please teach me to...
know how to use my jigsaw Journal
how special and safe in my class

Resources
Jigsaw Charter
Jigsaw Jack Jigsaw
Jigsaw Jack's letter
Jigsaw story
Calm Mr script
Calm pictures
Safe pictures
Jigsaw Journals

Self awareness
Emotion
Mind

Vocabulary
Safe
Special
Calm

I feel safe
in my house
Max.




I feel safe under
my bed with my
cat. It has the
brain of a kitten.
Ethan



base, lying on my
bed and listening
to music. William



Where I feel safe
is when I make
a den. It's in
Sugarville in my
imagination.
Lydia



We thought about
times and places
where we feel
special and safe.

I feel safe
talking to trees.
Tara




My safe place
is in my house,
cuddling with
my mummy and
daddy.
Musa



"I feel safe when I am in my bedroom."

"I feel happy when I am in nature."

We discussed what it means to be part of Class Cremyll and how we should treat each other.



“We need to use our values.”

"We should look after all our things in the classroom."



jigsaw

Puzzle 1: Being Me in My World - Year 1 - Autumn 1

Piece 3 - Rights and Responsibilities


Puzzle 1 Outcome Our Learning Charter (See example Learning Charter)	Please teach me to: understand the rights and responsibilities of being a member of my class know how to make my class a safe place for everybody to learn.
Resources Jigsaw Jack Jigsaw Jack's suitcase with items Soft sponge football Jigsaw chime 'Calm Me' script 'Calm' pictures	Vocabulary Rights Responsibilities Learning Charter



We thought carefully about how to make our classroom a safe place to learn.



Kindness - you could read words for them - Billy




Using your confidence
Enthusiasm for learning
Respect so others can learn. - Joe

Listen to adults
and other children.

Helpful things in the classroom -
Billy - I like having the maps in the classroom
Eva - Resources
Lydia - Displays
Rose - Water
Reggie - Kind children
Hoslyn - Number line
Blake - listening to others
Jess - fruit and lunches
Eben - Art supplies

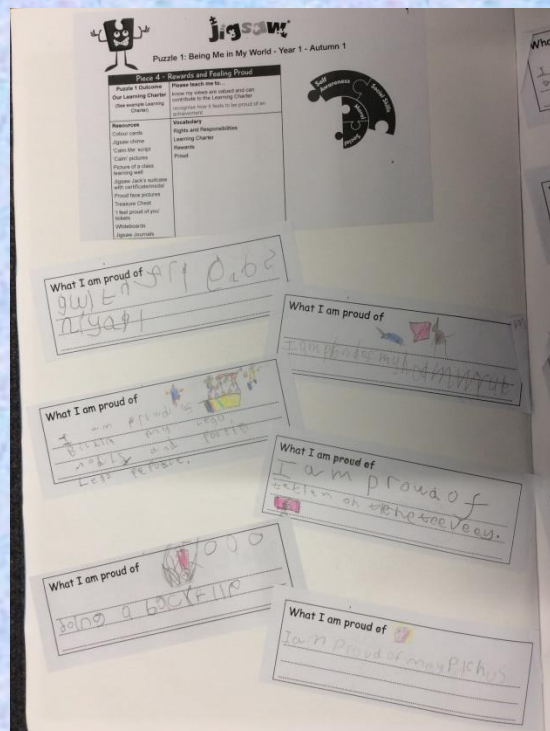
You need to bring:-

Homework
Bookbag
Water bottle
Packed lunch
Yourselves



"We can help each other if we get stuck."

"We can use the phonics board to help us when we're writing."



We thought about our achievements and talked about how it felt to be proud of something.



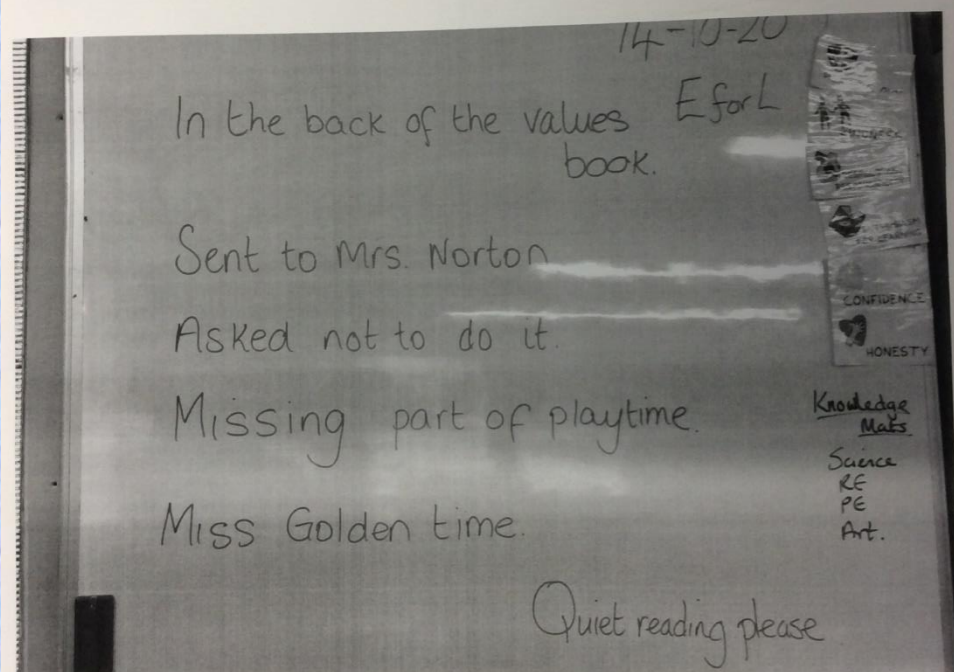

"I am proud of my Lego builds."

"I am proud of my colouring."

We discussed the choices we make in our learning and in our behaviour. Then we thought about the consequences this might have and the sanctions we might face.

"It's not nice to lie. We need to use our honesty."
"We can use our Jigsaw rules so no-one gets upset."

Piece 5 - Consequences	
Puzzle 1 Outcome Our Learning Charter (See example Learning Charter)	Please teach me to... recognise the choices I make and understand the consequences recognise the range of feelings when I face certain consequences
Vocabulary Rights and Responsibilities Learning Charter Consequences Upset Disappointed	



As a class, we discussed appropriate consequences and created a list together.



Page 6 - Our Learning Charter

Focus 1 Outcome
Our Learning Charter
(See example Learning
Charter)

Please teach the to:
understand my rights and responsibilities
within our Learning Charter
understand my choices in following the
Learning Charter

Vocabulary
Rights Responsibilities
Learning Charter
Illustration
Rewards
Consequences



We thought about everything we had learnt - being proud of our achievements, using our values in our learning and that there are consequences to our behaviour. We acted out some mini dramas to help us remember to make good choices.



We practised the different scenarios in our groups.



We performed our mini dramas to the class - it was great fun!

"I love working with each other because it helps me feel more confident."