

**LA FRANCE**

**French**

**Summer 2  
2022**

**Class Lynher**

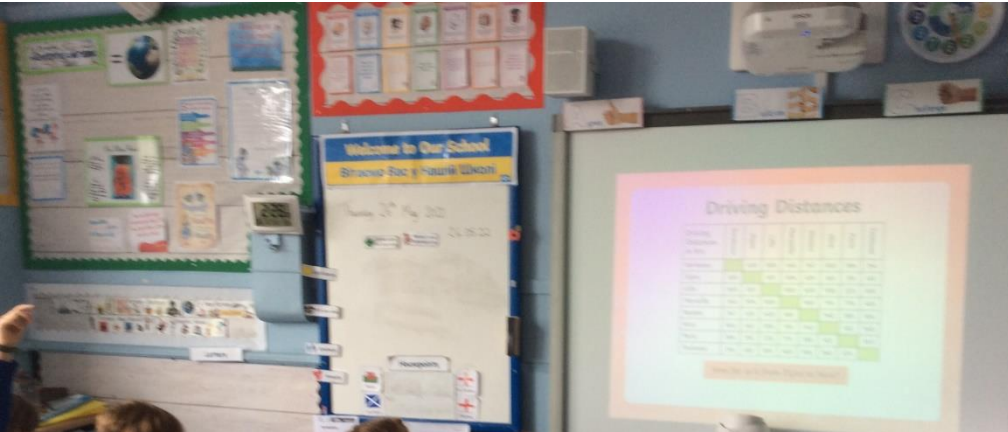
For the first lesson of our unit we looked at the geographical position of France and learnt how to say that countries neighbour each other.



It was  
interesting that  
France had a  
lot of  
neighbours.









We looked more closely at France and its cities and linked in with our maths skills and previous knowledge of numbers in French to ask and answer questions about how far apart different cities were.



It was good to use the numbers we had already learnt in a different way.





We linked in with our geographical skills in this lesson to learn the 8 compass directions in French and then use these to describe the location of places to each other.



We learnt the compass points in French and then tested how well we knew them with the corners game in the hall.





We discussed what we already knew about Paris and then tried to guess the name of different landmarks. We focussed on the grammar of a sentence to say what you could do in Paris and the verbs you would use.

There were a lot of things you could do in Paris. I would like to go walking in the gardens.



Wednesday 22<sup>nd</sup> June 2022  
I can write sentences about visiting Paris.

A Paris on peut visiter <sup>les</sup> bâtiments célèbres.

A Paris on peut aller à un spectacle musical.

A Paris on peut aller à un défilé de mode.

A Paris on peut aller aux marchés.

A Paris vous pouvez acheter beaucoup de vêtements de fantaisie. ✓✓

Wednesday 22<sup>nd</sup> June 2022  
LO: I can write sentences about visiting Paris.

A Paris on peut marcher <sup>dans</sup> le Jardin des Tuileries.

A Paris on peut visiter la tour Eiffel.

A Paris on peut manger un repas délicieux.

A Paris on peut aller à <sup>aux (à+les=aux)</sup> les bâtiments célèbres.

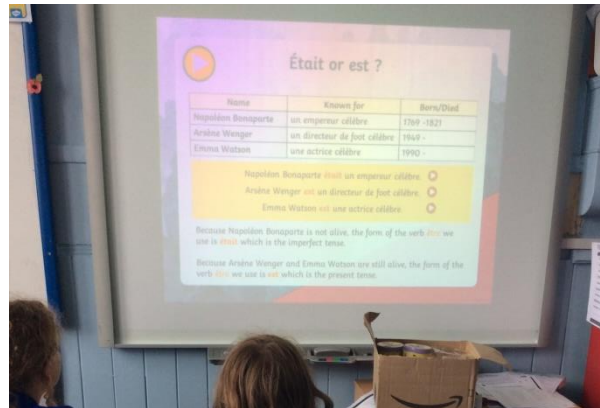
A Paris on peut courir autour de la Seine.

A Paris on peut monter <sup>à</sup> la tour Eiffel.


PA: Well done Colin you have written five sentences in French. Well done you should add a description. ✓

5: Total be as repetitive.

For this lesson we tried to guess the famous French person. We then learnt how to use the correct form of the verb être to say whether somebody is or was famous.



I learnt that Emma Watson was born in France. I thought she was English.





For our final lesson we produced a poster/powerpoint only in French to share the vocabulary and phrases we had learned through the unit. We then shared them with each other.



It was fun to try and write it all in French using what we had done in past lessons.





What I have learnt before:

I have used French numbers

I have described the position of places

### Forever Facts

I know that France adjoins 7 countries

I know the words for the compass points

I know the vocabulary to say where places are

The Eiffel Tower, Arc de Triomphe, Louvre, Notre Dame Cathedral and Seine are landmarks in Paris

You use était to talk about someone who is dead and est for someone who is alive

### Skills

I can use phrases to answer questions

I can listen and respond to what I have heard

I can retrieve and record information

I can build up my vocabulary

### Exciting Books



### Our Endpoint

To make a presentation about France

### Subject Specific Vocabulary

le voisin

cousin

la distance

distance

le nord

north

le sud

south

l'est

east

l'ouest

west

les bâtiments célèbres

famous buildings

Cultural capital

Children gain insights into the culture of others. They develop language learning skills. They embrace word play. Real life jobs it could link to: travel consultant