




# Class Tamar


## History

The Stone Age to the Iron Age


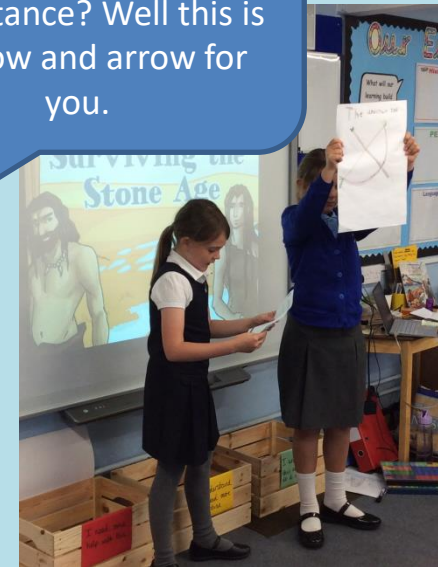
We were introduced to the Stone Age today and learnt that it was called the Stone Age after the stone tools that were used.



This is the best bow and arrow for hunting fast animals! You don't need to get close.




Are you tired of always missing a mammoth in the distance? Well this is the bow and arrow for you.



We designed our own Stone Age bow and arrow and presented our advertisements to the class.



*For our next lesson we moved onto the Bronze Age. We began the session by putting events in the Bronze age into chronological order.*



The tools and weapons were made out of Bronze which is much stronger than stone!

Dear Great Of The Mine,  
I am writing to you because I want to help mine copper. The reason I want to do this is because I am really small and I need a job where I need to be small. I would be really good at this job because I love to be in the dark. And I am really good at squeezing through little small doors. Most children are scared of falling rocks but not me. I have been in really abandoned caves before and I am a master at lighting fires.  
I promise to never mistake and I will come to work early and I will stay at work late.  
I am the best at scraping the earth. I can hammer really hard. I know how to break rocks in half because I have found crystals in rocks on the beach.  
Please, I really need a job where I have to be small and fast. Please may I have a job great of the mine?

*We learnt that bronze is a metal alloy. An alloy means that it is made of combining more than one metals together. Bronze is made from copper and tin.*





*We wrote letters to apply for a job as a copper miner making sure that we thought carefully about what the Bronze Age people would have wanted!*

We learnt about Stonehenge and carried out research for our information posters. We learnt that Stonehenge started to be built at the end of the Stone Age and went through to the Bronze Age.

What is Stonehenge?

Why was Stonehenge built?

How was Stonehenge built?




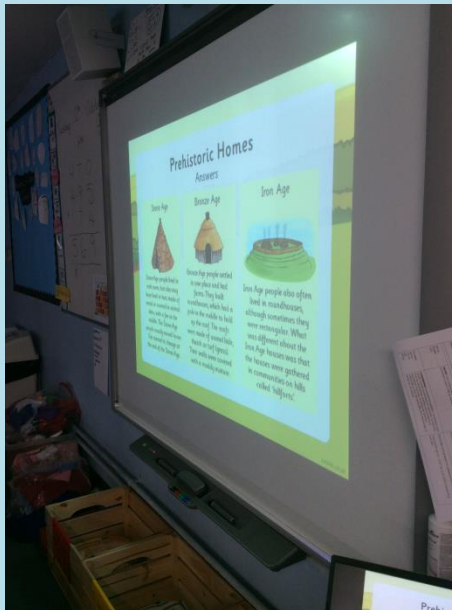


After we carried out our research we made our informative posters!

[Link to English](#)





We learnt about hillforts and compared the homes that people lived in in the Stone Age through to the Iron Age.



We performed the different reasons why Hillforts were used!

We played a game of Iron Age Bingo to test our own knowledge of those key words!

### Descriptions

**Roundhouse:** an iron age home with a central pole to support the roof.

**Hillforts:** forts built on a hill surrounded by a series of banks, ramparts and ditches.

**Sacrifice:** killing an animal or a person, or offering important belongings to a god or goddess.


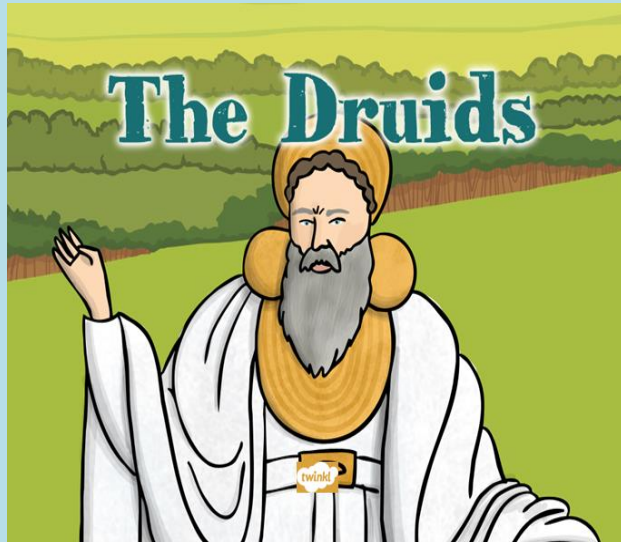
**Celts:** a powerful Iron Age tribe.

**Archaeologist:** someone who learns about history through excavating sites and analysing evidence.



**Chronological:** the order in which something happens.

**Shelter:** a safe place that protects you from weather and dangers.

We learnt about who the Druids were and reflected on how we would feel if we lived during this time!



To finish of our History unit we put various event in prehistory in chronological order.





**What I have learnt before:**

There are similarities and differences between ways of life in different periods.

**Forever Facts**

Regularly address and sometimes devise historically valid questions about change, cause, similarity and difference, and significance.

Continue to develop a chronologically secure knowledge and understanding of British, local and world history, establishing clear narratives within and across the periods they study.

Understand how our knowledge of the past is constructed from a range of sources and that different versions of past events may exist, giving some reasons for this.

**Skills**

Construct informed responses that involve thoughtful selection and **organisation** of relevant historical information.

Note connections, contrasts and trends over time and **develop** the appropriate use of historical terms.

Culture Capital: allows students to make connections between people and events in different places around the world.

**Exciting Books****Our Endpoint**

To show our understanding of the BC/AD chronology and show the sequence of events in prehistory.

**Subject Specific Vocabulary**

bronze	A metal alloy made from a mixture of copper and tin. It is a much harder and more long-lasting material than stone or copper alone.
alloy	A metal made by combining two or more metals to improve its properties.
bone marrow	The substance inside bones, which is high in fat and a good energy source.
earthwork	A large bank or mound of soil that has been made on purpose.
Celt	A modern term for the people living in Europe during the Iron Age. The 'Celts' were made up of many different tribes. The word 'Celt' comes from a Greek word.
sacrifice	To give something up, break it or kill it as an offering to a god or gods.
tribe	A group of people, often related through family, culture and language, usually with one leader.
iron	A metal that is stronger and harder than bronze.