

# Cremyll Class

# Computing

# Autumn 2: 2021

SAVING AND RETRIEVING DATA

# Taking and saving photos

I need to move back because I can't see the tree.

If I want to look at other pictures I can scroll to find them.




# Reviewing and deleting photos

I can retrieve my pictures by pressing this button.

I need to open the photo app to find my pictures.

If I want to delete them I have to press the bin icon and then yes.






# Retrieving and manipulating images


We can move the pictures by pressing on them and moving it on the screen.

You press this to save. (tick)



I can change the size by pressing on it with 2 fingers and moving them out and in.

# Final products.





**What we already know:**

-We have used computers to type our name and date to take ownership of our work.

**Our Endpoint**

A pic Collage of our autumn photos with captions

**Forever Facts**

The 'bin' symbol is what we click to delete a photo/s that we no longer want.

To take a photo on an iPad we must aim the camera at what we want to photograph.

**Culture Capital**

-To know how to use technology in the 21<sup>st</sup> Century - not everyone has access to iPad's and computers.

**Subject Specific Vocabulary**

Delete	Remove, get rid of.
Retrieve	Get something back.
Resize	To use app features to change the size of an image.
Crop	To use app features to change the shape of an image.
App	Short for 'application'. It is something that can be downloaded onto a computer like a game.

**Skills**

-I can recognise different ways of using ICT and decide which to use.

-I can use apps to add and resize a picture

**Exciting books**