

# PE – Orienteering.

{

-To take part in Outdoor Adventurous Activities [OAA].

- To participate in team games.



Lesson one was a focus on team work! We had to play lots of games that involved us communicating and listening to our team members!



Can you slow down a bit please, I'm finding it tricky to keep up

We had to work as a team to make sure that we didn't lose our tortoise shell!

We need to go slow and in a line so that it doesn't fall off.







I'm an amoeba, I'm coming to catch you!

When we get four people we have to split into two.



Today's aim was to listen and follow instructions. We had to follow one part, two part, three part and four part instructions.

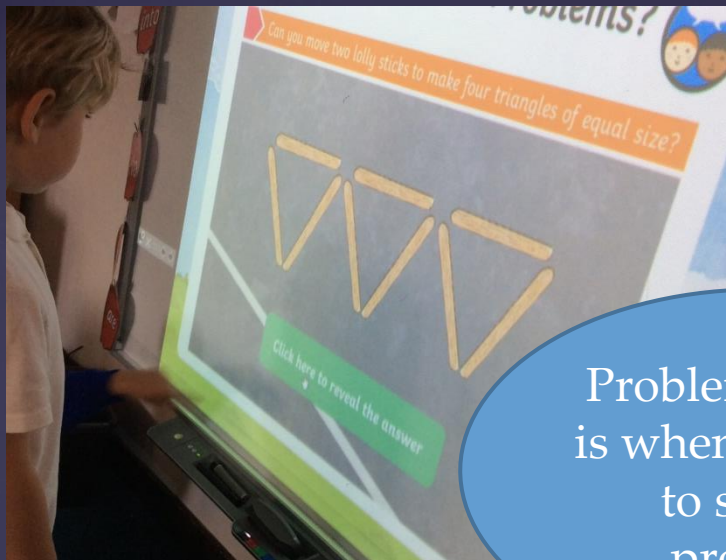
# Following instructions!





‘Touch your toes, spin around and then make a wide shape’






Problem solving  
is when you have  
to solve a  
problem



A problem is  
when you don't  
know how to do  
something

# Problem solving!





No, no do the one next to the other turned over one!

We had to work as a team to turn the numbers over in order – if it was the wrong number in the sequence then they all had to be turned over again!

We realised to get it done quicker, we needed to communicate and work as a team!



Get the one on the left, that's where number two is!








You need to  
go left two  
steps.

Giving and listening  
to instructions to  
navigate the swamp.



Okay, you need to  
step forwards  
three steps now.



A photograph showing three children in a classroom setting. They are gathered around a large digital screen that displays a large, stylized blue letter 'P' on a white background. One boy is pointing at the screen. The room has shelves with various toys and materials in the background.

This is the  
symbol for a  
car park.

I'm going  
camping in the  
holidays and will  
look for that  
camp symbol.

I saw the train  
station symbol  
when I went to the  
train station.



# Map symbols.

1.	Parking/carpark
2.	Train station
3.	Camping
4.	Place of worship
5.	Cycle trail
6.	Golf course
7.	Lighthouse
8.	Nature reserve
9.	Information centre
10.	Picnic site/area



### Subject Specific Vocabulary

Team work is very important in orienteering because you need to make sure that everyone stays together and reaches the destination safely.



## Our Endpoint

To follow and understand a range of map symbols.

### Directions

A way that you go to get to a place

### Skills

To communicate and listen to members of our team.

**SMSC** – Working together effectively in a team. - Showing respect for other team members and showing good sportsmanship.