
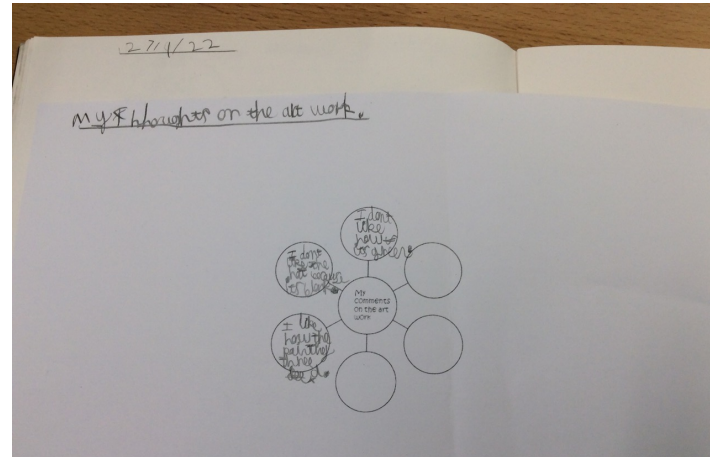

The background of the slide is a reproduction of Vincent van Gogh's painting 'Sunflowers'. It features several sunflowers with vibrant yellow and orange petals and dark brown centers, set against a textured, warm-toned background. The brushstrokes are visible, giving it a dynamic and expressive feel.

Autumn Term
2022
Art
Vincent Van Gogh



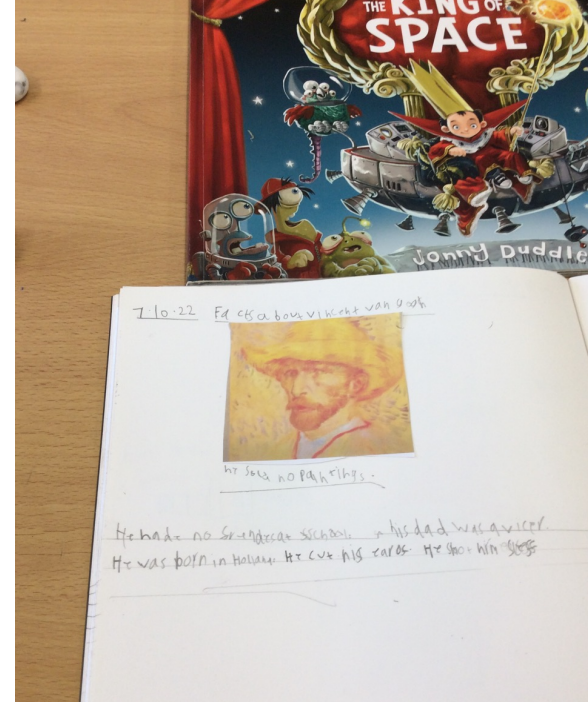
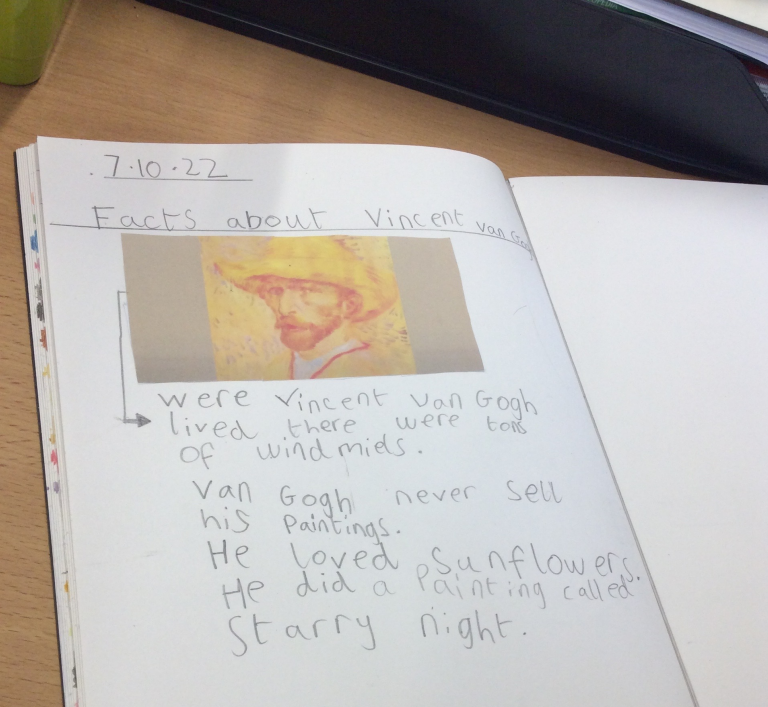
Vincent Van Gogh

We first thought about what we know about Vincent Van Gogh.

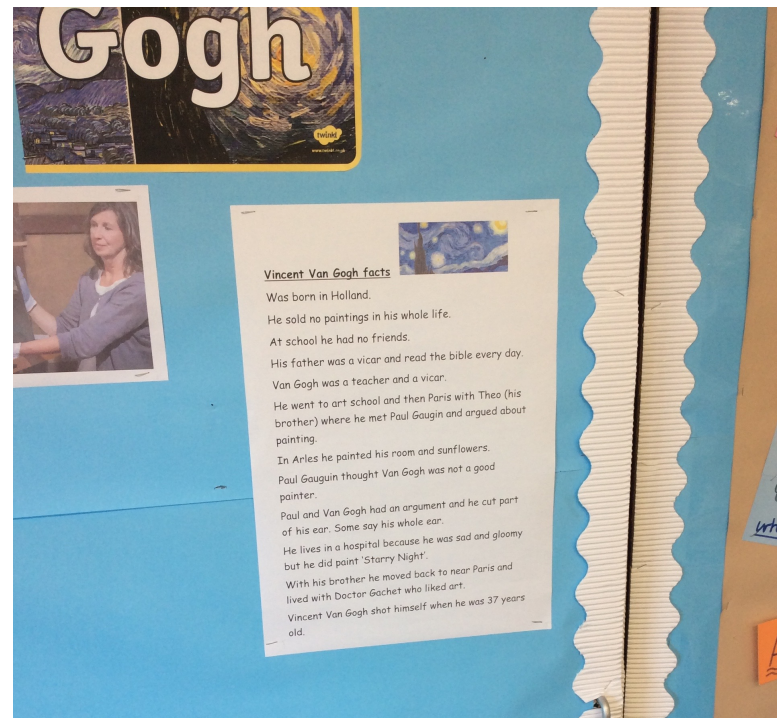



Vincent Van Gogh

We looked at a picture by Van Gogh discovered on Edinburgh in July 2022 and discovered there was a hidden painting behind!



We found out about Vincent Van Gogh and his life and then wrote down the facts we could remember.





Vincent Van Gogh

- We watched the story of Katie and the Starry Night and then used Van Gogh style brush strokes to recreate the picture.



In 1987 Vincent Van Gogh's Sunflowers (January 1889) sold for

£24 Million

That is £75 Million today



Vincent Van Gogh

- We found out that "The Sunflowers" is a very famous painting and some people recently threw tomato soup on the one in London!



Vincent Van Gogh

- We watched the story of Camille and the Sunflowers where a strange man visits Camille and his family in Arles France. We then recreated the famous, "Sunflowers".







Vincent Van Gogh

- We painted Vincent Van Gogh's, "Room at Arles".



WE FINALLY
RECREATED A
PIECE OF VINCENT
VAN GOGH FOR
OUR 2023
CALENDAR.

Art		FLE 3/4	Vincent Van Gogh	
<div>Personal Development</div> <div>Children see the cultural importance of art and famous artists.</div> <div>Children can express opinions and explain reasoning.</div> <div>Children are exposed to possible careers in art and the broader arts.</div>		<div>   </div>		<div>Skills</div> <div>Use a sketchbook to make notes about artists</div> <div>Create artwork following an idea</div> <div>Make comments on the work of others</div> <div>Practise to improve skills</div> <div>Use brushes in different ways</div>
<div>Forever Facts</div> <div>Know that Vincent Van Gogh would buy paints instead of food.</div> <div>Know Vincent Van Gogh is a famous artist.</div> <div>Know that the Sunflowers, Starry Night and Bedroom at Arles are some of Vincent Van Goghs famous paintings.</div> <div>Vincent Van Gogh cut his ear off.</div> <div> <div>What I have learnt before:</div> <div>Portraits, painting and great artists. Explored ideas and collected information. Y4</div> <div>Annotated sketch books.</div> </div>		<div>Exciting Books</div> <div>   </div>	<div>Subject Specific Vocabulary</div> <div> <div>Vincent Van Gogh</div> <div>a famous painter born in the Netherlands.</div> </div> <div> <div>Post impressionism</div> <div>a style of art using vivid colours, thick paint, brushstrokes that could be seen and paintings that showed emotions.</div> </div> <div> <div>Brushstrokes</div> <div>the marks that artists brushes make.</div> </div> <div> <div>Arles</div> <div>a town (now city) in the South of France where artists went to paint.</div> </div> <div> <div>Paul Gauguin</div> <div>a famous painter and sculpturer and friend to Vincent Van Gogh</div> </div> <div> <div>comment</div> <div>express an opinion with reasoning, I like... because.... I do not like.... Because....</div> </div>	
		<div>Our Endpoint</div> <div>I can create a "sketchbook" containing key information about Vincent Van Gogh.</div>		