

# Je me French présente

Autumn 2020

Class Lynher

In our first lesson we tried to  
remember as much French as  
we could.

**Regardez ce  
que je peux faire !**  
(Look What I Can Do!)




# Quand je serai grand(e), je serai...

(When I Grow Up, I'm Going to Be...)

When would  
you need to add  
the e?



We learnt the names  
of different jobs and  
how to say what we  
want to be. For some  
jobs it changes if you  
are a man or woman.




# Comment ça s'écrit ?

(How Do You Spell That?)


We recapped the alphabet in French and remembered a tune we knew to say it to.



We learnt how to say how words were spelt including letters with accents



How do you say if a letter is a capital?



We learnt how to be more precise in saying how we felt.

Why is there a difference in spelling?

▶ *Comment ça va ?*



▶ Je suis fière.




▶ Je suis fier.




# Je me présente

(Let Me Introduce Myself)



We wrote and then practised saying about ourselves to a partner.



We then used confidence to present ourselves to the whole class.



### Knowledge

I know that accents change the sound of a letter

I know that some adjectives are different depending on gender

I know the near future tense is made of aller plus infinitive

### Skills

I can recall what I have learnt

I can respond appropriately to what someone says

I can use appropriate pronunciation

I can choose the appropriate word for the context

### Exciting Books



### Our Endpoint

**I can tell you about myself**

### Subject Specific Vocabulary

Je serai

I will be

Je suis

I feel

Je vais

I go

Faire

To do/make

Attendre

To wait

Manger

To eat

Heureux/euse

Happy

SMSC

Cultural – pupils will gain insights into the culture of others  
Social – pupils will develop communication and presentation skills when talking with others including listening skills