




Art and Flowers and Plants design

Autumn 2020

Class Lynher

We made our first collage by sticking down straws to make a picture.





We looked at the stained glass work of Louis Comfort Tiffany as inspiration for our next collage.



First we
used tissue
paper to for
the colour
and layered
it for
different
effects.





Then we outlined them in black like the leading.

We have our own stained glass window display.



We used this stimulus from Ancient Egypt to create our own fish ponds through collage.



We chose our own materials to combine including straws, tissue paper and other kinds of paper.





We are very proud
of our fish ponds!





Knowledge

I know that Louis Comfort Tiffany was a famous artist and designer particularly in stained glass

I know that you can make new colours by mixing one in with another

Skills

I can recognise and use the qualities of different materials

I can combine mixed media to create a composition

Exciting Books



Our Endpoint

I can create a collage using mixed media

Subject Specific Vocabulary

| | |
|---------------|---|
| collage | The art of making pictures by sticking objects onto a surface |
| composition | Something created as a work of art |
| qualities | A characteristic of something |
| combine | Join or mix together |
| stained glass | Glass that has been coloured so it can be used to make a mosaic picture |
| media | The materials that an artist uses in creating a work |

SMSC

Spiritual – pupils will look with awe and wonder at art
 Social – pupils will develop communication skills through discussion with each other
 Cultural - pupils will develop their understanding of how artists communicate ideas and meaning