

DT
AUTUMN 2 2022
CLASS CREMYLL
DESIGNING AND SEWING
GINGERBREAD PUPPETS.
MAKING GINGERBREAD
BISCUITS.

For our first lesson we looked at the different gingerbread men from the stories we had been reading in English. We looked at a range of gingerbread people on the IWB and talked about what they looked like. We then designed our own gingerbread people.



For our next 2 lessons we sewed the outline of our puppets. We chose our favourite colour thread, learnt how to thread a needle and sewed our 2 pieces of felt together.

"We have to really concentrate!"

"Threading the needle is really hard! I've never done this before!"

"I'm really proud that I've done this. I can sew!"



Our final task was to decorate our puppets. We chose from a variety of different materials, ribbons, buttons, gems and googly eyes to create our original designs. Some of these we sewed on and some we stuck on with a hot glue gun.





We are really proud of our puppets!



DT

FLE Y1/2

Gingerbread man



Our Endpoint

To create a gingerbread person hand puppet.

Forever Facts

The hole in the top of a needle is called the eye.

There are different types of stitches for different jobs.

Different materials can be used for different purposes.

There are different versions of the gingerbread man story.

The stitch we used to sew our puppet together is called a blanket stitch.

What I have learnt before


Character design

Scissor skills

Personal development

To learn basic sewing skills.

Exciting books



Subject Specific Vocabulary

stitch	one complete movement of a threaded needle through a fabric or material such as to leave behind it a single loop or portion of thread, as in sewing.
sew	Join by making stitches with a needle and thread.
thread	a long, thin strand of cotton, nylon, or other fibres used in sewing or weaving.
pin	Sewing pins are used to hold fabric together prior to sewing.
needle	A sewing needle, used for hand-sewing, is a long slender tool with a pointed tip at one end and a hole (or eye) to hold the sewing thread.

Skills

Basic blanket stitch.

Explore ideas and make changes to give a better result.

Communicate ideas simply.

Describe how they feel about their own and other's work.