

Art and Observational Drawing design

Autumn 2021

Class Lynher



First of all we looked at the portrait of Du Pere Tanguy by Vincent Van Gogh. In particular we looked closely at the way the hands had been painted and the lines and texture used.



He made thicker lines at the edges and used smaller lines for detail.




We used sketching pencils to draw first a finger and then our whole hand. We experimented with the lines to add texture and detail and make it seem 3d.




We had to draw what we saw, not what we thought it should look like. This was quite tricky.



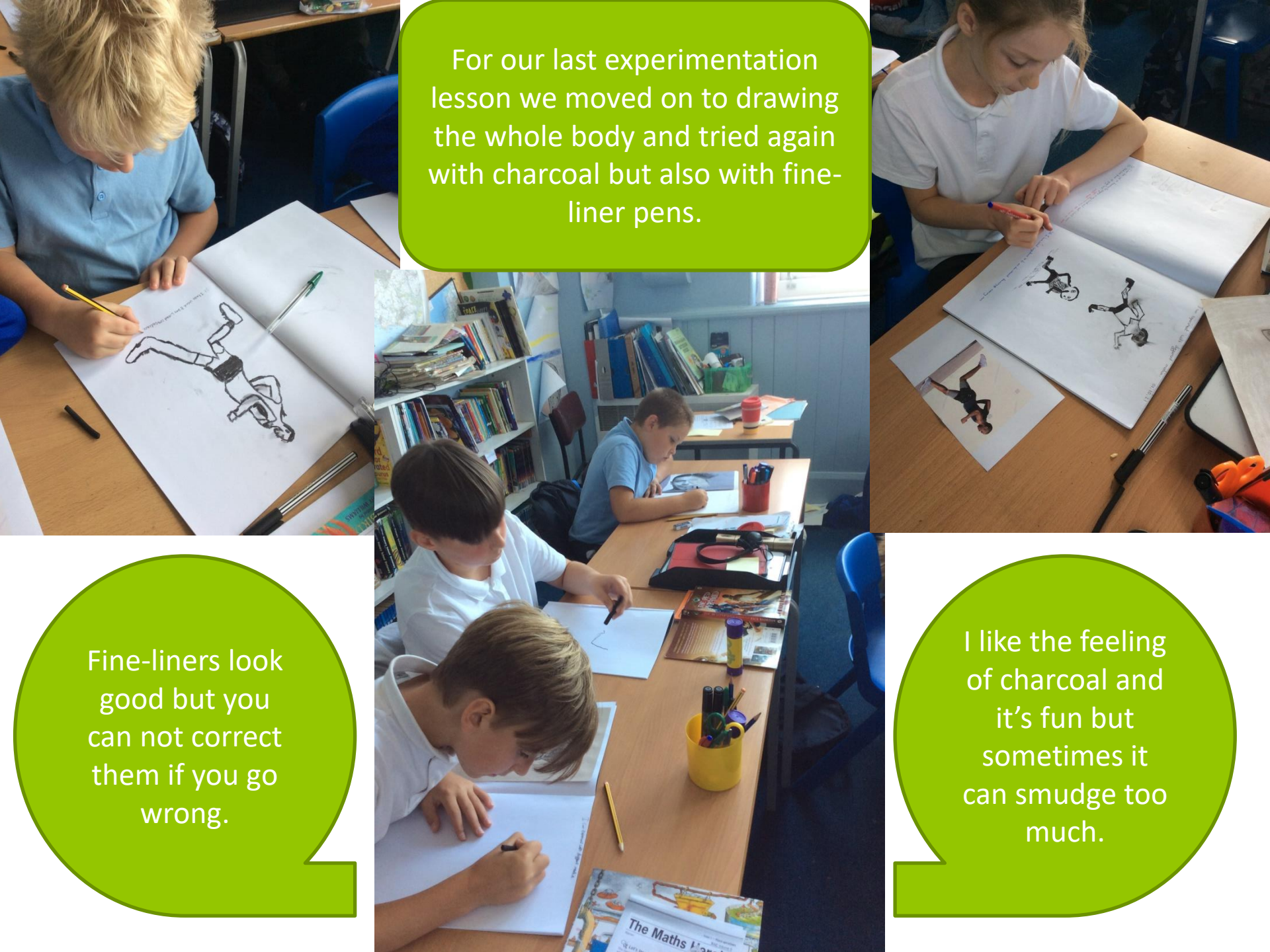
Following our marking from last week, we used the feedback to improve our drawings and drew our hand in a different position. Our partners then spotted what we had improved.



I made my
fingers the
right size.



We continued with observational drawings but moved on to faces. We cut a face in half and then used a different medium of chalk and charcoal to draw back in the other half, looking closely at the picture.



For our last experimentation lesson we moved on to drawing the whole body and tried again with charcoal but also with fine-liner pens.

Fine-liners look good but you can not correct them if you go wrong.

I like the feeling of charcoal and it's fun but sometimes it can smudge too much.


For our final piece, we thought about which medium we preferred and chose our own focus to draw.



Thursday 7th October 2021

SA: In this unit I have really tried my hardest to do observational drawing. Making sure I draw what I see not what I think I see. We have used different medias to illustrate these pictures/objects and we improved on the drawings we did to create one big final piece, this is mine.

I really liked this unit because we experimented on different medias and we also did observational drawing which I think made much better at drawing. I agree. If you flick



In these art lessons I have enjoyed trying to make things look realistic, I learnt that when you shade things in you can make it look more realistic. I found the first lesson the hardest because I couldn't make the hand look right.



What I have learnt before:

I have learnt to use a range of pencils, add detail to people and draw things in proportion

Forever facts

I know that Vincent Van Gogh and Pablo Picasso were great artists

I know what observational drawing is

Skills

I can use different media for drawing

I can use the technique of observational drawing

I can add texture to a picture

Exciting Books

Going Van Gogh



Our Endpoint

I can use the technique of observational drawing

Subject Specific Vocabulary

line

a long mark or stroke

shape

the form in which an object exists or appears

tone

the lightness or darkness of a colour

texture

the illusion of roughness or softness often achieved with contrasting patterns

monochrome

a work of art made in only one colour

observational drawing

drawing what we actually see not what we think we see

Culture Capital

Children develop an appreciation of different artistic styles