

Art and MIXED MEDIA design

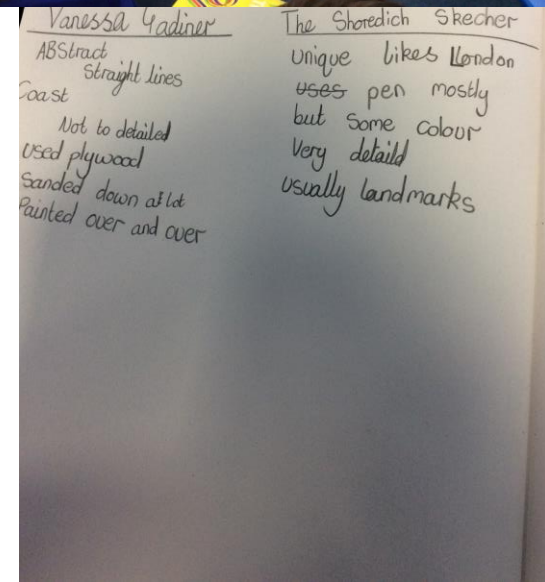
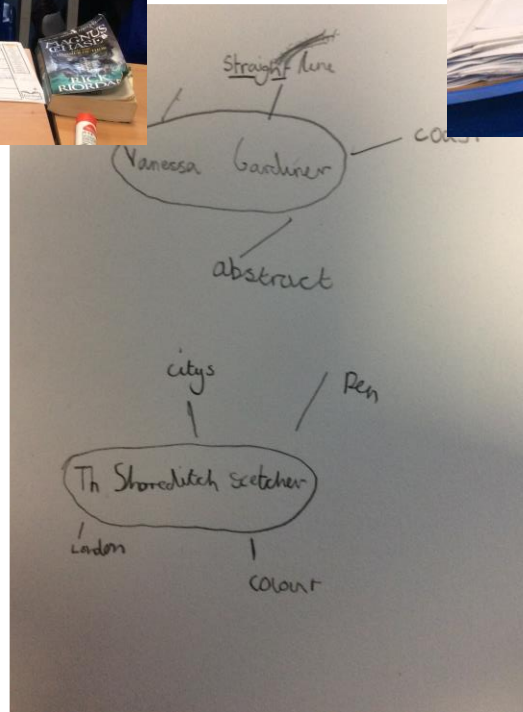
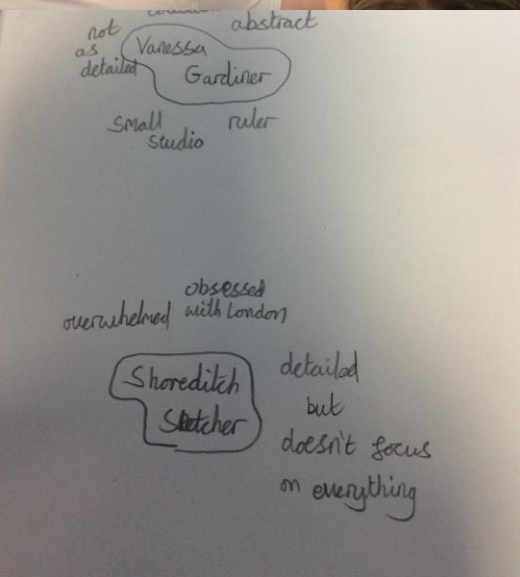
Spring 1 2024

Class Lynher

To begin we looked at work by two artists – one who drew, then painted landscapes and one who used pen to draw cityscapes and then added colour. We recorded some thoughts in our sketchbooks.



They were both very good at art but in very different styles. I preferred Vanessa Gardiner because I liked the straightness of it all.



In this lesson we reminded ourselves about the two artists we had looked at last week. Then we had a discussion about sketchbooks and why they are important and how they can be used. We watched a video with suggestions about how you can extend a sketchbook so it is not just blank rectangles. Then we had time to extend our sketchbooks in our own way.


It was cool trying to make different shapes to extend your sketchbooks. I didn't think you could do that. I liked folding paper to make your sketchbook bigger.








This week we explored an artist who uses mixed media in her sketchbook. We then went outside to use the view to experiment ourselves with mixed media, creating landscapes on our extended sketchbooks from last week.




I found that when you put the watercolour on top of pen, it goes a bit smushy.



For our final session we used a photograph of a cityscape to again use mixed media and try to give our pictures energy. We added ink and acrylic paint to our options. We experimented with different combinations and then made notes in our sketchbook of what we had discovered.





I like using different media to explore. Sometimes it doesn't work and sometimes it looks really good.



Personal Development

Children appreciate that we do not always need an 'end result' – sometimes the exploratory journey is enough. Children view art online that they cannot visit.

Real life jobs it links to – artist, gallery attendant, museum curator



Forever facts

Artists often work outside (plein air), so that all their senses can be used to inform the work

Artists can and do combine media

Artists use creative freedom to explore ways of working which involve different materials and media

Skills

To compare artists


To respond to the work of artists through class discussion

To extend my sketchbook to make my drawings more interesting

To use my sketchbook to explore and experiment

To create mixed media drawings to capture spirit and energy

Exciting Books



Our Endpoint

To use sketchbooks to explore and create mixed media landscapes

Subject Specific Vocabulary

plein air	outdoors
mixed media	artwork that mixes different media or materials into one piece
landscape	a picture representing an area of countryside
cityscape	a picture representing the physical aspects of a city or urban area
capture	record in words or pictures
energy	the feeling of movement and power

What I have learnt before:

Children have explored working with gestural marks.

Children have developed skills in working from original sources.