

Art and Sculpture design

Spring 2022

Class Lynher


It was cool how David Oliveira created his sculpture so that it looked like a sketch.

I liked the sculpture that used cats as inspiration.

To begin our unit we looked at photographs of sculptures created by Alexander Calder and David Oliveira.




We examined how flexible it was. I was able to make my name.



We experimented with wire to see how easy it was to bend and what sort of shapes you could make.






It was interesting that it was easy to make 2D shapes but harder to make 3D shapes.



We researched flower designs and thought about how we make it from wire, linking to what we had learnt about wire last week.




We had to think about how and if we could construct it from wire.



We combined our designs from last week and our skills from the lesson before to make the wire frame for our sculptures. We used plasticine as a base.

We discovered that it was easier to join the grey wire together with bits of the more bendy yellow wire.

The hardest bit was trying to get the shape you wanted so you had to try and see what you could get.





We made sure we stayed with the shape of the petals and followed the curve of the wire.




We used a combination of water and PVA glue to stick tissue paper to our frames.



We had to make sure that we tucked in the tissue paper underneath so it didn't hang down





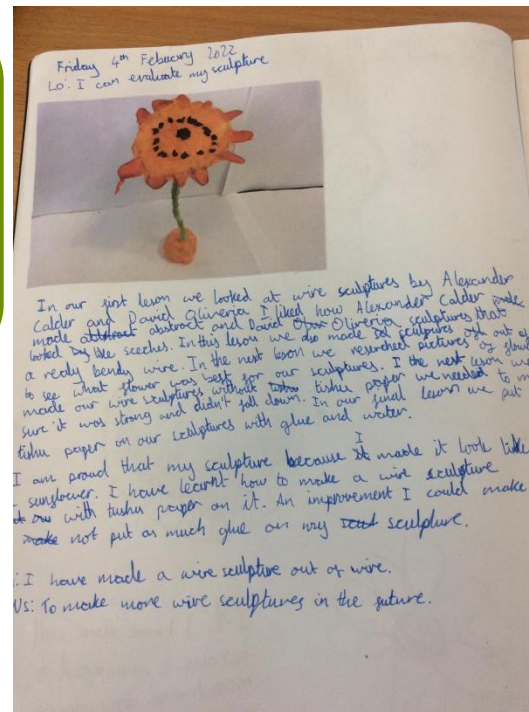
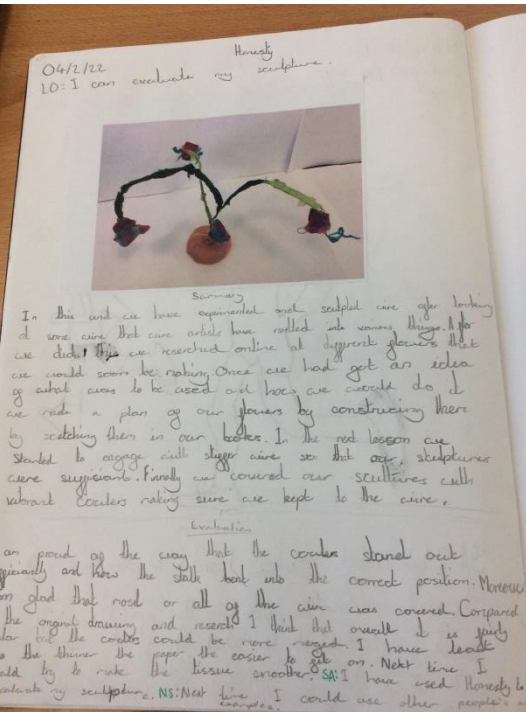
The PVA wash made it quite heavy but when it dried it was stronger.

We left our finished designs to dry.

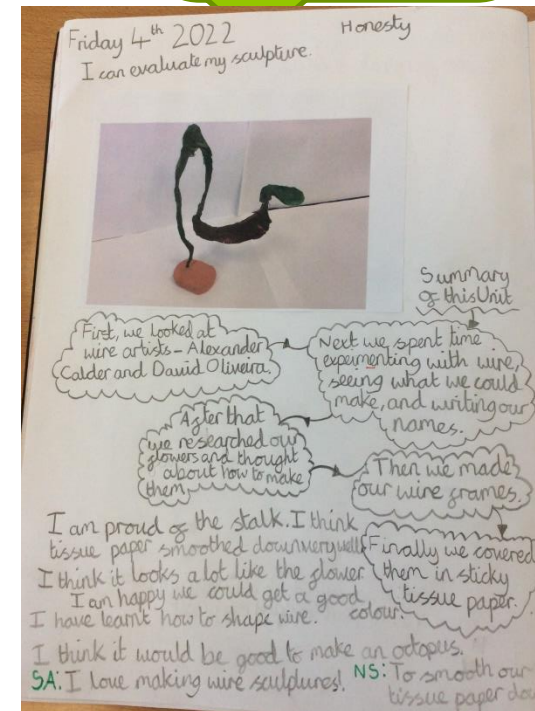
It was fun putting the tissue paper on and we didn't care if we got sticky.



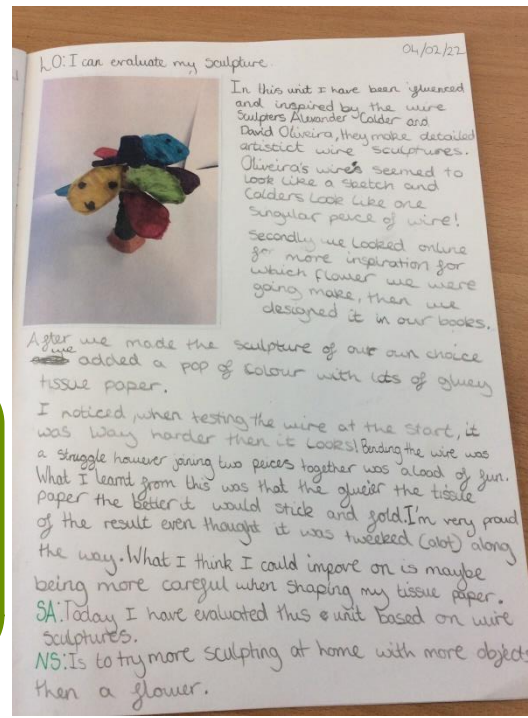
In our final lesson we evaluated our finished sculptures, considering what we were proud of, what we learnt, what we would like to improve and what else we might like to make from wire.



If the wire was very bendy it was harder to wrap the tissue paper around it.




I found out that the gluiier the tissue paper the better it was to mould around the wire shape.



There were some tufty bits of tissue paper that would have been good if they were smooth.

What I have learnt before:

We have printed using wood and paint for mosaics on a natural theme



Forever Facts

Wire can be bent and shaped to make a structure for a sculpture.

Alexander Calder and David Oliveira create sculptures from wire.

Natural things can be used as a basis for art

Skills

I can cut, bend and twist modelling wire to make a frame for a sculpture

I can combine elements to make a flower sculpture


I can reflect on mine and others work

Cultural capital

Children are exposed to different artists – sculpture

Real life application- artist/ art critic

Exciting Books



Our Endpoint

I can make a flower sculpture from wire

Subject Specific Vocabulary

sculpture	three-dimensional work of art
form	the shape or structure of something
texture	the feel of something, especially when it is rough or smooth
pattern	a repeated design
structure	something put together from many different parts