



# Class Cremyll

## Art & Design

### Plant Mosaic

Use a range of materials creatively to design and make products; use drawing and painting to develop and share ideas, experiences and imagination; develop a range of art and design techniques.



First, we investigated our school to find wild plants and flowers. Then we made pencil sketches in our sketch books of our favourites.




"The daisy petals are pink underneath."

"The petals are shaped differently on the buttercup and the daisy."





Next, we focused on looking carefully at the fine detail. Then we took magnifying glasses out with our sketch books – our second sketches were much more accurate.



"That was really tricky, describing the fuchsia so that my partner could draw it."

"I can see more detail in the centre of the buttercup."






We discussed how Henri Rousseau's artwork made us feel and spotted his use of vivid colours. Then we looked at the different landscapes we could see from our school.



"You can see all different shades of green in the fields."  
"The animals look so tiny in the fields, you don't know if they're sheep or cows."




We used Henri Rousseau and our local area as inspiration for our own backgrounds – we enjoyed using watercolours!



Tiger in Tropical Storm (Surprised!) (1891)  
by Henri Rousseau



"I really like the background – how he's stuck with a vibe of orange, red and brown."  
"I can see thunder."





Then we learnt about the artist Jean Metzinger who created painted mosaic artwork. This was our inspiration to create mosaics of the wild flowers we had observed and sketched a few weeks earlier.



"I think the colour choice is really interesting because he's used different shades of the same colour."



"I really like the way you've layered up your flower."  
"I'm using different size pieces of paper to make long leaves and a dark green for the stem."

Finally, we added our mosaic flowers to our backgrounds.







### Our Endpoint

To create a painted and paper mosaic artwork.

### Forever Facts

Henri Rousseau was born in France.

Henri Rousseau taught himself to paint and people often say that his work is child-like.

Henri Rousseau's most famous paintings are of jungle scenes.

Card and paper can be cut into small squares and sometimes triangles to fit the outline of an object – this is called mosaic.

Jean Metzinger was born in France.

Jean Metzinger liked to use bold colour in his paintings.

Jean Metzinger painted lots of landscapes using large brushstrokes.

A painted mosaic has small squares of paint with gaps between so that the different colours stay as bright as possible.

### SMSC

Spiritual: Use imagination and creativity in our learning.

Moral: Following instructions and using tools safely.

Social: Working together.

Cultural: Gaining an understanding of different art-forms and responding positively to artwork.

### Exciting books



### Subject Specific Vocabulary

observe	to watch or look carefully
mosaic	a decoration on a surface made by setting small pieces of a material into another material to make patterns or pictures
bold colour	a bright and noticeable colour
artist	A person who creates paintings or drawings as a profession or hobby.
shading	to make a colour a little darker
jagged	a sharp uneven edge
smooth	the opposite of jagged, not rough

### Skills

Know how to create a mosaic.

Explore ideas and make changes to give a better result.

Communicate ideas simply.

Describe how they feel about their own and other's work.