

Music

What rhythms fit into 4 beats?



Class Tamar

Autumn 2 2023


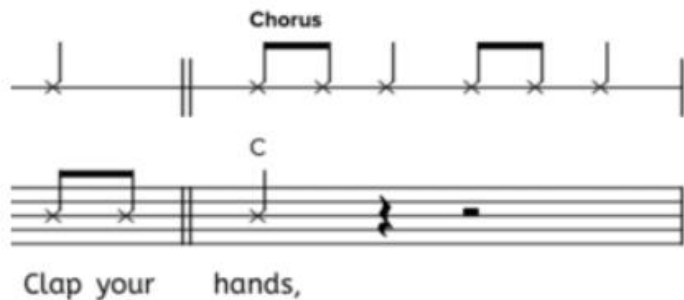
We explored hand clapping music and reflected on whether we thought this would be easy or not. We decided that this would need a lot of practise to get right! We then learnt the 'Chilled-out clap rap' and performed the dynamic changes (loud and quiet parts). We finished our lesson by listening to examples of rap and identified what made this performance good.



Clapping music by Steve Reich.

I like how they both stayed in time but they had different patterns.

I really like the part in the clap rap where you have to whisper then get louder!



A good rap needs clearly pronounced words in time with the beat.

We learnt the football rhythm which is featured at the end of the 'Chilled-out clap rap'. We then continued to practise the rap and performed the dynamic changes. We then got into small groups and practised performing a verse each. We gave each other feedback on how to improve our performances for next time.

1. Put your hands together, it's easy to do,
It sounds just great and it feels good too.
Clap your hands,
Clap your hands.

2. The sound can be loud, or soft and low,
As fast or as slow as you want to go.
Clap your hands,
Clap your hands.

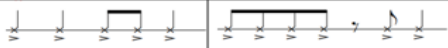
3. You can clap your hands when you like the show.
It's a happy sound so come on, let's go!
Clap your hands,
Clap your hands.

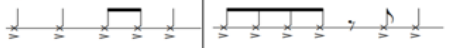
4. Let's make it quiet so it's hard to hear,
Now clap really hard and give a GREAT BIG CHEER! Hooray!
Clap your hands,
Hooray!
Clap your hands.

It was tricky to play part 1
and 2 at the same time!

I really like that we add the
football rhythm to the end
of the rap.

Football rhythms

Part 1	
Count	1 2 3 4 5 6 7 8

Part 2		One beat rest.
Count	1 2 3 4 5 6 7 8	9

It took some
practise to be
in time with
each other.

Move
me



We started our lesson practising the 'Chilled-out clap rap'. We then learnt about crotchets, quavers and crotched rests and were able to recognise what these looked like in note form. We used the terms "walk", "jogging" and "shh" to help us identify different patterns in a 4 beat rhythm.

1	♥ walk	♥ walk	♥ walk	♥ walk
2	♥ walk	♥ walk	♥ jogg-ing	♥ walk
3	♥ walk	♥ jogg-ing	♥ jogg-ing	♥ jogg-ing
4	♥ walk	♥ jogg-ing	♥ walk	♥ walk




"walk" and "jogging" have the same amount of syllables for a crotchet and quaver.

I enjoyed playing don't clap this one back!




We composed our own clap rhythm making sure it lasted for 4 beats. We recorded our rhythms on a whiteboard so that our group could practise staying in time with each other. We performed our rhythms to each other and finished the lesson discussing the difference between percussion instruments and tuned percussion instruments.



A percussion instrument are ones that you hit to make a noise, like a drum.

Tuned percussion instruments are ones that you hit but the noise that comes out is a note and you can make a tune. Like a glockenspiel or a piano.



We use the glockenspiels as our tuned percussion instruments and practised our rhythms that we composed in our last lesson using the note formation C,D,E,C. We performed these alongside the 'Chilled out clap rap'. Each group performed a verse each.



It was tricky keeping in time with the music whilst changing the notes!

I really likes the sound of my rhythm with the glockenspiel.



Personal development: music will engage and inspire us to develop a love of music and our talent as musicians. It will increase our self-confidence, creativity and sense of achievement. Jobs it may lead to are: Entertainer, musician, music teacher.

What rhythms fit into 4 beats?

FLE Y3/4

Notation	Rhythm name	Action word
	2 quavers 1 beat, 1/2 beat each	jogging
	crotchet 1 beat	walk
	crotchet rest 1 beat	shh

'Peter piper picked a peck of pickled peppers.'



'Moses supposes his toeses are roses.'



In this unit you will learn to create and perform patterns using crotchets, crotchet rests, and pairs of quavers, adding in dynamic contrasts.

Our Endpoint

I can create and perform a chilled-out clap rap!

subito = suddenly!



In music, instructions are often given in Italian.

These signs are known as 'hairpins' - can you think why?

They indicate getting louder and getting quieter.

Tuned or pitched percussion instruments include chime bars, wak-a-tubes, xylophones and glockenspiels - anything you can play a tune on.

piano (p) = quietly.
forte (f) = loudly.
fortissimo (ff) = very loudly.
pianissimo (pp) = very quietly.

Genre = rap

Rhythmic ostinato:
A rhythm pattern that repeats throughout the music.

