

How are biscuits boxed?

DT Cremyll Y1 /2 Autumn 2 2023

I can explore and evaluate a range of containers for biscuits studying how they are designed and what materials are used and why.

We have a pot (ceramic) biscuit barrel at home.

Some are made of cardboard, some are made of plastic and some use both. They are sealed to keep the biscuits fresh.

Some have pictures of the biscuits on the front and others have clear windows so you can actually see the biscuits.

One is made of metal, it is a biscuit tin.

The containers have names on saying what is in them.

The cardboard ones are made from one piece of cardboard and they are folded and stuck together to make the box.



I can identify key features of biscuit boxes to create a design criteria for a biscuit container.

Key features we found:

- The products all have a name.
- They all have a list of ingredients on the containers.
- Most of the containers are made of cardboard.
- The boxes hold the biscuits and protects them (so they don't break).
- The boxes have a window so you can see the biscuits or they have a picture on the box of what they look like.
- The boxes are made of cardboard and folded together using tabs which are glued to make the box.
- Containers made of thin plastic are single use plastic.

Our agreed design criteria:

- A product name.
- A list of ingredients.
- A box the right size and shape to hold biscuits and protect them.
- A box made from cardboard which protects the biscuits (so they don't break).
- A box that shows the product - using pictures or a window.
- The box is from one piece of cardboard that is folded and tabs are used to hold it together.

Paper and tissue paper will rip.

The boxes need to be the right size for the biscuit to make sure they will fit inside.



We need a name for our biscuits that makes people want to buy them.

If we make a transparent window then people can see the biscuits.



Using the design criteria, we designed our own boxes for Christmas biscuits.



We had to think what would make it stand out.

I had to think very carefully about the name for my biscuits

I'm using labels so that it is easy to understand my design.




It isn't easy to think of an eye catching design.

We made up boxes from our designs. We then made Christmas biscuits to go in them to test our boxes to see if they held the biscuits.



My lid shuts so it can keep my biscuits safe inside.

Some of us used transparent windows so you could see our biscuits



We made sure we included a list of ingredients.

We made our own Christmas biscuits to test out our boxes – mine fit!



We evaluated our designs against the design criteria.

- Overall, we were proud of our results, and we recorded evaluations in our books.
- Some of us found that our designs had ended up on the bottom and next time we would need to look carefully to check which sides were which.
- Some people had difficulty folding and sticking the tabs to make a box.
- A few of us thought we could improve our product name to match the product better.
- A few of us had missed product information for example ingredients.



What I have learnt before:

- Products have a set use.
- You can use different materials to make a product.
- That we can join materials using sellotape and glue.
- That we can use scissors to cut.

Our Endpoint

I can design, make and evaluate a box for Christmas biscuits.

Forever Facts

To identify the features of a product

To be able to design a product to meet a purpose.

To be able to use a range of joins.

Skills

To generate ideas from their own experiences and plan what to do.
To practise skills before using them.
To be able to use a variety of joins to connect two materials.
To follow basic safety rules.



Exciting books



Subject Specific Vocabulary

Material	A material is something that you can use to build or make something else with.
Product	Something that has been designed and made for other people to buy.
Feature	An interesting or important part of a product.
Design criteria	A list of things that a product must do to be successful.
Evaluate	The process of deciding how well you have done something and what could be improved.
Slots and tabs	Are different ways of joining materials.

Personal Development

- To appreciate how designs are used for a purpose and to attract our attention.
- Jobs it can be used for: advertising, product designer, graphic designer, food manufacturer.