

ART - CLAY

Summer 1 2022

Experimenting with clay techniques



Our hands
are like
tools!



We have to
warm the clay
up in our hands
like when we
made our
sculptures.

You have to
smooth it with
your thumbs
and roll it with
the palm of
your hands.

I like pinching
it the best.



Exploring clay tools

I used the end of the paintbrush to make holes in my lava rock creation.




I like this tool the most because it's easy to make new shapes.

I used this tool to make the holes and this tool I pushed and moved it to make the swirly shapes.

It's gone all bumpy now



Our clay tile design – Spring themed




What will I need?

A knife.
clay.
rolling pin.


Thursday 12th May 2022

I can plan my clay tile and think about what I will need.



What will I need?

Marble clay, knife, pencil.
Rolling pin.



What will I need?

I drew the sun
because it's getting longer
and sunny. I need a
green knife and a
red pen and a pencil.
tools.

Look it has
sun and
flowers on,
that's a sign
of spring!



I need clay, a rolling pin
to make it flat, the
knife to carve the
shapes of my flower
and the end of a brush
to make the holes.

Making our tile by following our design



I remember that we have to warm the clay up in our hands to use it

What we already know:

- EYFS explore playdoh in their continuous provision and using a variety of tools.
- In the Autumn term we did a Miro unit where the children created a clay sculpture as their end point.

**Our Endpoint**

A designed and decorated clay tile with a Spring theme.

Forever Facts

I know that clay needs to be warmed up to make it easier to manipulate.

I know that some clay needs to be left in the air to dry and some needs to be put into an 'oven' (kiln).

I know that my hands can be used as a tool for making.


Skills

- I can use tools with increasing control to decorate my tile.
- I can manipulate clay to create my tile shape.
-

Culture Capital

-Giving and receiving constructive criticism on our designs and products.

-Learning about *how things are created* - you may want to work with pottery or building in the future.

Exciting books**Subject Specific Vocabulary**

Clay	A fine-grained mineral formed when rocks break down.
Tools	An instrument (such as a knife, saw etc) used to perform a task.
Manipulate	To use or move something using your hands or tools.