



AUDIO Computing PRESENTATION

Summer 2
2022

Class Lynher

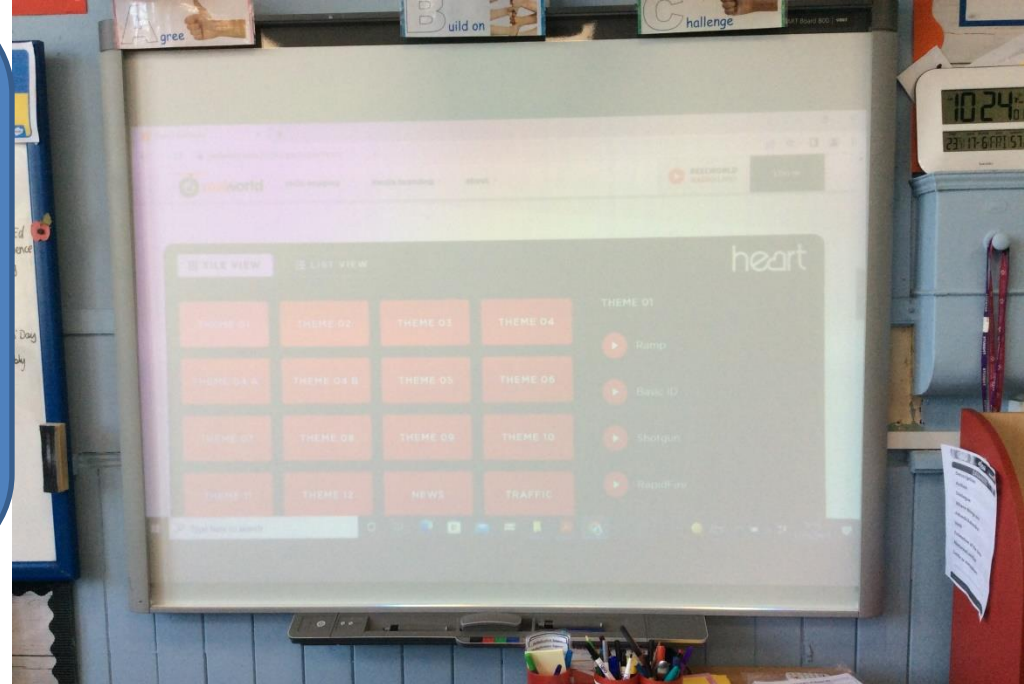


For our first session we experimented with a new program for us – Audacity. We identified the output and inputs and then used the program to record ourselves and try out some of the features.




I found it interesting how you could make it sound different like making it go faster.

For this lesson we listened to some real life radio and advert jingles. We thought about what features made them successful. Then we had a go at making our own by downloading then importing music and recording ourselves over the top.



I liked that they had music in the background and you could overlap your voice over the music. | I liked how catchy they were.



Podcasts were our focus today. We first discussed our prior knowledge of them and then looked at the features of them and real-life examples. We then planned our own school-based podcast in groups, trying to incorporate the features we had identified earlier.

I enjoyed thinking about what it would be about and what we could say.



Podcasts

Summer Of Sport



Wimbledon Daily

Jonathan Overend and guests react to the




Daily Euros

All the reaction, news and interviews from



F1: Chequered Flag

Formula 1 interviews, reaction and reports



We used our plans to record
our podcasts.

Then we listened to them and
assessed them against the
criteria from the previous
lesson.



I enjoyed how creative you
could be with it.



Features of an advert

- a clear product and its use
- key contact information
- story/narrative/theme
- audio
- price
- catchy
- clear voice
- short
- positive/persuasive

Respect and Responsibility

Housepoints

N. Ireland

I found it interesting how much we had to include in it in such a short time.



Next we focussed on adverts. We listened to some and then decided what was important for a radio advert. Then we planned and recorded them.



I liked how lots of them were catchy and stuck in my head for quite a while.



Finally we evaluated what we had done, considering how well we shared the information with our audience and if we made it memorable.



Cultural Capital: Children are confident to present themselves verbally
The jobs it can be used in are:
Broadcasting, music production



What I have learnt before:

I have used audio in programming

I have combined elements in multi-media presentations


Forever facts

- A microphone is a form of input
- Speakers and headphones are forms of output
- Jingles are designed to be instantly recognisable and stay in your head
- You can use software to combine more than one audio file

Skills

- I can capture sound
- I can work with various forms of input and output
- I can combine information in different ways
- I can plan and record appropriate audio content

Exciting Books



Our Endpoint

To present audio content to the class

Subject Specific Vocabulary

input	data provided to a computer
output	Information that comes out from a computer
device	a thing made or adapted for a particular purpose, especially a piece of mechanical or electronic equipment
copyright	the exclusive legal right, given to the originator for a fixed number of years, to print, publish, perform, film, or record literary, artistic, or musical material.
edit	choose material for (a film or radio or television programme) and arrange it to form a coherent whole
podcast	a downloadable broadcast or program in digital form
import	to use data produced in another application or program
audio	sound – especially when recorded