

ICT
Autumn 1 2022
Class Cremyll
E safety

For our first two lessons, we talked about previous learning about e safety from last year to see what the children could remember. We met a character called Penelope and learnt the term digital footprint. We looked at how Penelope was not being responsible online and talked about what she should do/not do when online.






For our next lesson we talked about different websites, including social media which Penelope had used in last weeks lesson, and what makes a site safe for children to use. The children then sorted sites into one of 3 categories: safe for children, check with an adult or not suitable for children.

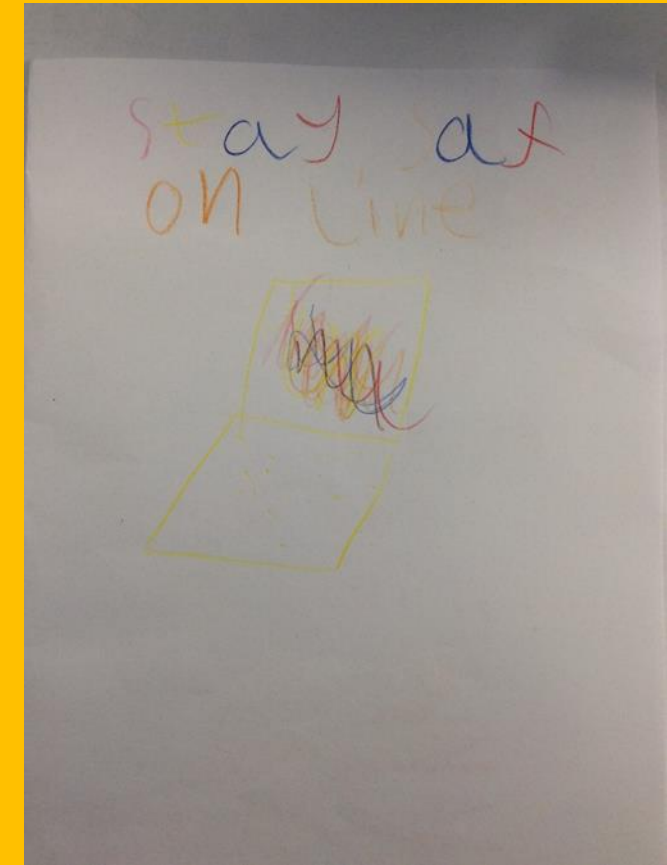
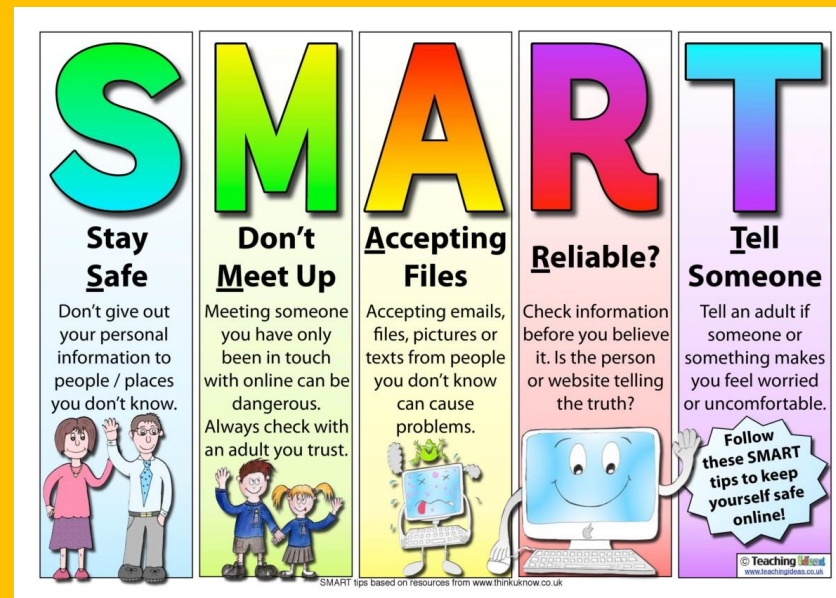
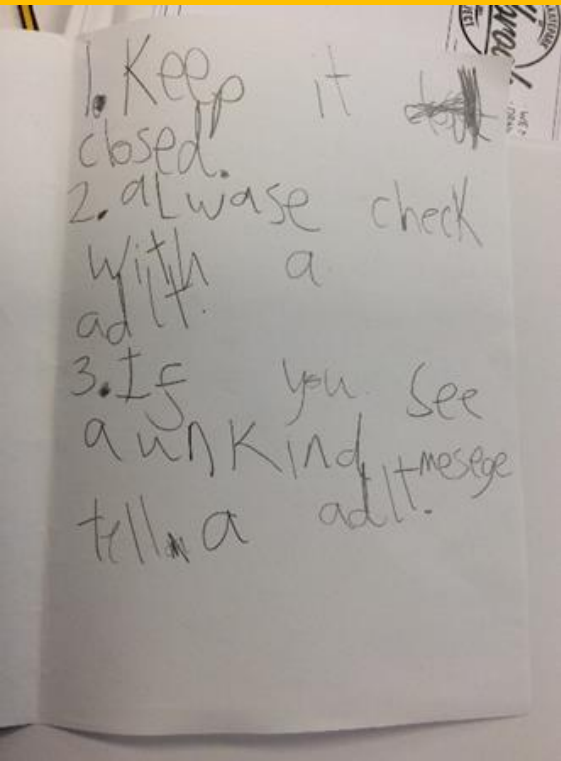
Sort Them Out

To recognise whether a website is appropriate for children, we need to know what the website is about and who it is for.

Cut out and stick the Wonderful Websites? cards into the table.

These websites would be fun and safe for me to use.	These websites sound fun or useful but I would check them with an adult.	These websites would make me feel uncomfortable and I don't think they are suitable for children.
 www.amazingelephants.com A website full of elephant facts and short video clips. You can read it easily.	 www.makeanddo.com A website full of instructions and videos for making crafts and projects.	 www.newsat9.co.uk A website with news stories. It is quite difficult to understand.
www.gardengames.org This website has maths games all about planting flowers.	www.footiechat.co.uk News about football scores. Anyone can leave comments about the stories without them being checked.	www.twinktown-zoo.com This site contains information about the animals at Twinktown Zoo. You need to register your details to see everything.
		www.scaryfilmsfirst.org.uk A website about horror films with trailers and clips, including films with age ratings.
		www.armyattack.com An online game site with an 18 certificate.

For our final lesson we talked about what we have learnt about staying safe online. We thought about how we would help someone else to stay safe online and created a set of rules and instructions on how to stay safe online.





A leaflet about how to stay safe on the internet.

What we already know: Not to talk to strangers. Put your name on your work. Don't go online without an adult. Check with an adult if you're not sure.

Forever Facts

Anything that you create is yours and belongs to you. Remember to add your name to your work.

Some search engines have filters that make them safer for you to use.

You should speak to a trusted adult if you see, hear or read anything online that upsets you. Never click on links without an adult saying that it is okay to do so.


You shouldn't go on things online that are not suitable for your age.

If you don't save your work, you will lose it.

You shouldn't ever talk to people on the internet without an adult being with you.

You shouldn't ever share personal information with strangers on the internet.

Exciting Books



Personal Development

Having a fascination about learning about the world around us
The ability to recognize the difference between right and wrong.
Acceptance and engagement with the rule of law.

Subject Specific Vocabulary

Search engine	A computer program that searches for information using key words and phrases.
Internet	Something that joins a computer to other computers all over the world.
Toolbar	A strip of icons on a computer that perform different tasks.
Save	Storing something on a computer to revisit later.
Digital	Something that shows or sends information by using numbers.

Skills

Begin to understand what types of things need to be copyrighted.
To use a search engine to safely find images online.
Use technology safely and respectfully.